

2022 GENERAL ELECTION OFFICIAL CANVASS STATEMENT

I, Johnny Gee County Commissioner of Clay County do hereby certify the Canvass of the 2022 General Election held on November 8, 2022 is hereby correct and will be entered into the minutes of the Commissioner Court on November 21, 2022.

Johnny Gee
Signature

11-18-22
Date

I, Richard Lowery County Commissioner of Clay County do hereby certify the Canvass of the 2022 General Election held on November 8, 2022 is hereby correct and will be entered into the minutes of the Commissioner Court on November 21, 2022.

Richard Lowery
Signature

11-18-2022
Date

2022 General Election Official Canvass Statement

County: CLAY

Total Number of Voters Voted:	4,497
Limited Ballots Cast	<u>4</u>
Provisional Ballots Cast:	<u>28</u>
Total Number Ballots Cast	<u>4,529</u>
Provisional Ballots Counted:	<u>5</u>

United States Representative, District 13

		Votes
Ronny Jackson	REP	<u>4,006</u>
Kathleen Brown	DEM	<u>444</u>

Governor

		Votes
Greg Abbott	REP	<u>4,052</u>
Beto O'Rourke	DEM	<u>393</u>
Mark Tippetts	LIB	<u>34</u>
Delilah Barrios	GRN	<u>8</u>
Jacqueline Abernathy	WRI	<u>0</u>
Mark V Goloby	WRI	<u>0</u>

Lieutenant Governor

		Votes
Dan Patrick	REP	<u>3,967</u>
Mike Collier	DEM	<u>435</u>
Shanna Steele	LIB	<u>67</u>

Attorney General

		Votes
Ken Paxton	REP	<u>3,962</u>
Rochelle Mercedes Garza	DEM	<u>421</u>
Mark Ash	LIB	<u>77</u>

Comptroller of Public Accounts

		Votes
Glenn Hegar	REP	<u>4,009</u>
Janet T. Dudding	DEM	<u>401</u>
V. Alonzo Echevarria-Garza	LIB	<u>40</u>

2022 General Election

Official Canvass Statement

Commissioner of the General Land Office

		Votes
Dawn Buckingham	REP	<u>3,987</u>
Jay Kleburg	DEM	<u>408</u>
Alfred Molison, Jr.	GRN	<u>29</u>
Carrie Evelyn Menger	WI	<u>0</u>

Commissioner of Agriculture

		Votes
Sid Miller	REP	<u>3,997</u>
Susan Hays	DEM	<u>462</u>

Railroad Commissioner

		Votes
Wayne Christian	REP	<u>3,956</u>
Luke Warford	DEM	<u>386</u>
Jaime Andres Diez	LIB	<u>60</u>
Hunter Wayne Crow	GRN	<u>31</u>

Justice, Supreme Court, Place 3

		Votes
Debra Lehrmann	REP	<u>3,978</u>
Erin A. Nowell	DEM	<u>402</u>
Thomas Edward Oxford	LIB	<u>56</u>

Justice, Supreme Court, Place 5

		Votes
Rebeca Huddle	REP	<u>4,006</u>
Amanda Reicherk	DEM	<u>422</u>

Justice, Supreme Court, Place 9

		Votes
Evan Young	REP	<u>4,002</u>
Julia Maldonado	DEM	<u>418</u>

Judge, Court of Criminal Appeals, Place 5

		Votes
Scott Walker	REP	<u>4,004</u>
Dana Huffman	DEM	<u>422</u>

2022 General Election Official Canvass Statement

Judge, Court of Criminal Appeals, Place 6

		Votes
Jesse F. McClure, III	REP	4,003
Robert Johnson	DEM	424

Member, State Board of Education, District 14

		Votes
Evelyn Brooks	REP	3,998
Tracy Fisher	DEM	437


State Representative, District 69


		Votes
James B. Frank	REP	3,994
Walter Coppage	DEM	392
Michael Neumann	LIB	59

Justice, 2nd Court of Appeals, District, Place 3

		Votes
Elizabeth Kerr	REP	4,015
Delonia A. Watson	DEM	402

I, Val McClain, County Election Official do hereby certify the returns as shown on the official canvass statement for the 2022 General Election held on November 8, 2022 are true and correct as certified by the County Commissioners Court.


Signature



11-18-2022
Date

2022 GENERAL ELECTION OFFICIAL CANVASS STATEMENT

I, Johnny Bee County Commissioner of Clay County do hereby certify the Canvass of the 2022 General Election for GOVERNOR held on November 8, 2022 is hereby correct and will be entered into the minutes of the Commissioner Court on November 21, 2022.

Johnny Bee
Signature

11-18-22
Date

I, Richard Lowery County Commissioner of Clay County do hereby certify the Canvass of the 2022 General Election for GOVERNOR held on November 8, 2022 is hereby correct and will be entered into the minutes of the Commissioner Court on November 21, 2022.

Richard Lowery
Signature

11-18-2022
Date

2022 General Election Official Canvass Statement

County: CLAY


Total Number of Voters Voted: 4497
Provisional Ballots Cast: 28
Provisional Ballots Counted: 5

GOVERNOR

		Votes
Greg Abbott	REP	<u>4052</u>
Beto O'Rourke	DEM	<u>393</u>
Mark Tippetts	LIB	<u>34</u>
Delilah Barrios	GRE	<u>8</u>
Jacqueline Abernathy	WRI	<u>0</u>
Mark V Goloby	WRI	<u>0</u>

I, Val McClain, County Election Official do hereby certify the returns as shown on the official canvass statement for the 2022 General Election held on November 8, 2022 are true and correct as certified by the County Commissioners Court.


Signature



11/18/2022
Date

Summary Results Report
 2022 General Election
 November 8, 2022

OFFICIAL RESULTS

Clay County

Governor
 Vote For 1

	TOTAL	Absentee	Early Voting	Election Day
REP Greg Abbott	4,052	80	1,629	2,343
DEM Beto O'Rourke	393	30	183	180
LIB Mark Tippetts	34	0	13	21
GRN Delilah Barrios	8	0	1	7
Write-In Totals	2	0	0	2
Write-In: Mark V Goloby	0	0	0	0
Write-In: Uncertified	2	0	0	2
Write-In: Jacqueline Abernathy	0	0	0	0
Not Assigned	0	0	0	0
Total Votes Cast	4,489	110	1,826	2,553
Contest Totals	4,497	111	1,827	2,559

2022 GENERAL ELECTION OFFICIAL CANVASS STATEMENT

I, Johnny Gee County Commissioner of Clay County do hereby certify the Canvass of the 2022 General Election for LIEUTENANT GOVERNOR held on November 8, 2022 is hereby correct and will be entered into the minutes of the Commissioner Court on November 21, 2022.

Johnny Gee
Signature

11-18-22
Date

I, Richard Lowery County Commissioner of Clay County do hereby certify the Canvass of the 2022 General Election for LIEUTENANT GOVERNOR held on November 8, 2022 is hereby correct and will be entered into the minutes of the Commissioner Court on November 21, 2022.

Richard Lowery
Signature

11-18-2022
Date

2022 General Election Official Canvass Statement


County: CLAY


Total Number of Voters Voted: 4497
Provisional Ballots Cast: 28
Provisional Ballots Counted: 5

LIEUTENANT GOVERNOR

		Votes
Dan Patrick	REP	<u>3967</u>
Mike Collier	DEM	<u>435</u>
Shanna Steele	LIB	<u>67</u>

I, Val McClain, County Election Official do hereby certify the returns as shown on the official canvass statement for the 2022 General Election held on November 8, 2022 are true and correct as certified by the County Commissioners Court.


Signature



11/18/2022
Date

Summary Results Report

2022 General Election

November 8, 2022

OFFICIAL RESULTS

Clay County

Lieutenant Governor

Vote For 1

	TOTAL	Absentee	Early Voting	Election Day
REP Dan Patrick	3,967	72	1,595	2,300
DEM Mike Collier	435	36	201	198
LIB Shanna Steele	67	0	25	42
Total Votes Cast	4,469	108	1,821	2,540
Contest Totals	4,497	111	1,827	2,559